



Create Your Imagination



**ANTIQUE**  
COLLECTION





Create Your Imagination

Product is the life of a company, we always keeps providing high quality building materials and service as our highest pursuit.

The product is used in modern home furniture products, like kitchen cabinet, bedroom wardrobe, bathroom, wall frame, cabinet, TV Cabinet etc.

## Index

<b>Waistline Design</b>	02 - 12
<b>Embroidery Design</b>	13
<b>Marquetry Design</b>	15 - 17

No Guarantee in any circumstances, like crack, colour fade and colour variation.  
Please check material when delivered before use.


# Waistline Design




## Waistline Design



SP1001



SP1002



SP1003



SP1004




SP1005

**NOTE :**


Waistline available in 3 (Three) sizes - Number SP1001 to SP1051

900 x 200 mm	(3' x 8")	± (Approx.)
1200 x 200 mm	(4' x 8")	± (Approx.)
2400 x 200 mm	(8' x 8")	± (Approx.)


## Waistline Design




SP1006



SP1007



SP1008



SP1009



SP1010

**NOTE :**


Waistline available in 3 (Three) sizes - Number SP1001 to SP1051

900 x 200 mm	(3' x 8")	± (Approx.)
1200 x 200 mm	(4' x 8")	± (Approx.)
2400 x 200 mm	(8' x 8")	± (Approx.)

# Waistline Design




SP1011




SP1012



SP1013



SP1014



SP1015

**NOTE :**

Waistline available in 3 (Three) sizes - Number SP1001 to SP1051

900 x 200 mm	(3' x 8")	± (Approx.)
1200 x 200 mm	(4' x 8")	± (Approx.)
2400 x 200 mm	(8' x 8")	± (Approx.)

## Waistline Design




SP1016




SP1017



SP1018



SP1019




SP1020

**NOTE :**

Waistline available in 3 (Three) sizes - Number SP1001 to SP1051

900 x 200 mm	(3' x 8")	± (Approx.)
1200 x 200 mm	(4' x 8")	± (Approx.)
2400 x 200 mm	(8' x 8")	± (Approx.)

# Waistline Design



SP1021



SP1022



SP1023



SP1024



SP1025

**NOTE :**

Waistline available in 3 (Three) sizes - Number SP1001 to SP1051

900 x 200 mm	(3' x 8")	± (Approx.)
1200 x 200 mm	(4' x 8")	± (Approx.)
2400 x 200 mm	(8' x 8")	± (Approx.)



# Waistline Design



SP1026



SP1027



SP1028



SP1029




SP1030

**NOTE :**


Waistline available in 3 (Three) sizes - Number SP1001 to SP1051

900 x 200 mm	(3' x 8")	± (Approx.)
1200 x 200 mm	(4' x 8")	± (Approx.)
2400 x 200 mm	(8' x 8")	± (Approx.)

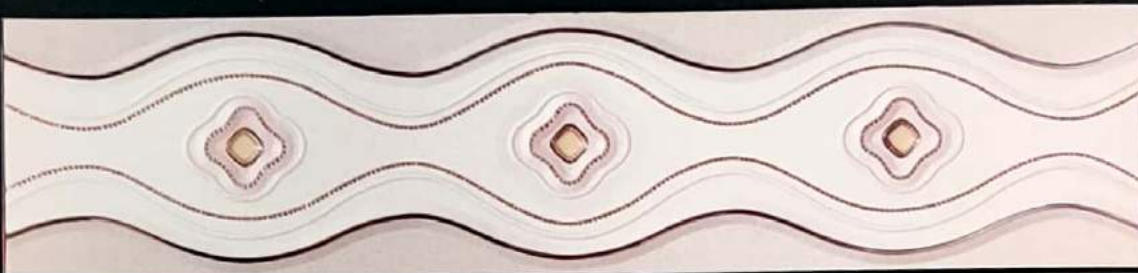
## Waistline Design



SP1041



SP1042



SP1043



SP1044



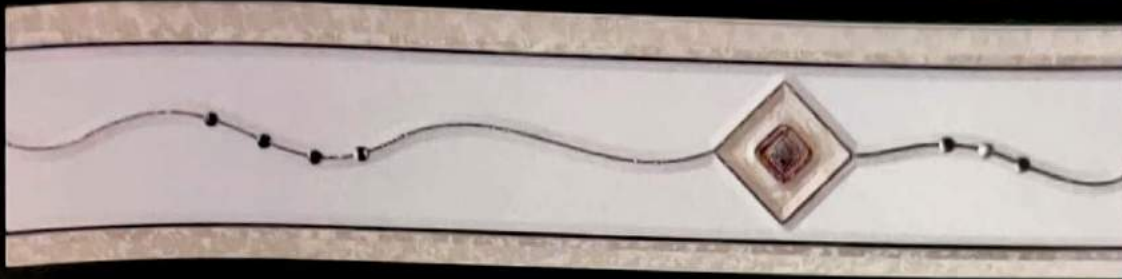
SP1045

### NOTE :

Waistline available in 3 (Three) sizes - Number SP1001 to SP1051

900 x 200 mm	(3' x 8")	± (Approx.)
1200 x 200 mm	(4' x 8")	± (Approx.)
2400 x 200 mm	(8' x 8")	± (Approx.)


## Waistline Design




**SP1046**



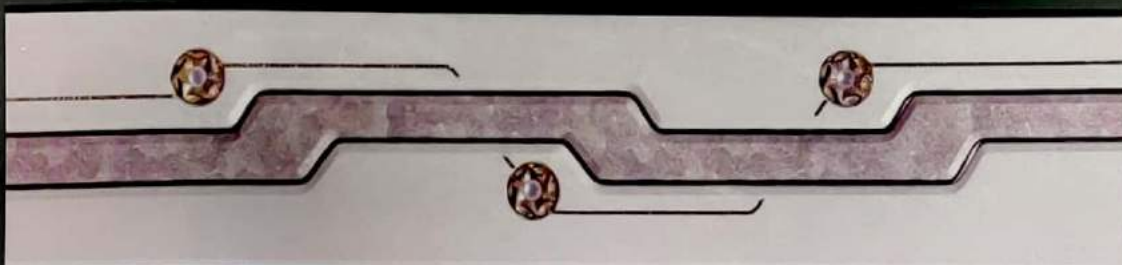
**SP1047**



**SP1048**



**SP1049**




**SP1050**

**NOTE :**

Waistline available in 3 (Three) sizes - Number SP1001 to SP1051

900 x 200 mm	(3' x 8")	± (Approx.)
1200 x 200 mm	(4' x 8")	± (Approx.)
2400 x 200 mm	(8' x 8")	± (Approx.)

## Waistline Design



SP1051



**NOTE :**

Waistline available in 3 (Three) sizes - Number SP1001 to SP1051

900 x 200 mm	(3' x 8")	± (Approx.)
1200 x 200 mm	(4' x 8")	± (Approx.)
2400 x 200 mm	(8' x 8")	± (Approx.)

## Embroidery Design



SP3001 - 305 mm x 730 mm



SP3007 - 315 mm x 415 mm



SP3002 - 285 mm x 710 mm



SP3008 - 295 mm x 935 mm



SP3003 - 300 mm x 620 mm



SP3009 - 305 mm x 995 mm



SP3004 - 300 mm x 430 mm



SP3010 - 305 mm x 995 mm



SP3005 - 305 mm x 730 mm



SP3011 - 265 mm x 960 mm



SP3006 - 270 mm x 970 mm



SP3012 - 275 mm x 715 mm

## Embroidery Design



## Marquetry Design



**SP2001 - Left**  
298 mm x 298 mm



**SP2006 - Right**  
280 mm x 280 mm



**SP2002 - Right**  
298 mm x 298 mm



**SP2007 - Left**  
280 mm x 280 mm



**SP2003 - Left**  
280 mm x 280 mm



**SP2008 - Right**  
280 mm x 280 mm



**SP2004 - Right**  
280 mm x 280 mm



**SP2009 - Left**  
280 mm x 280 mm



**SP2005 - Left**  
280 mm x 280 mm



**SP2010 - Right**  
280 mm x 280 mm

## Marquetry Design



**SP2011**  
351.5 mm x 293 mm



**SP2012**  
275.5 mm x 275.5 mm



**SP2013 - Left**  
86.7 mm x 430 mm



**SP2014 - Right**  
86.7 mm x 430 mm



**SP2015 - Left**  
96.6 mm x 440 mm



**SP2016 - Right**  
96.6 mm x 440 mm



## Marquetry Design



**SP2017 - Left**  
97.5 mm x 430 mm



**SP2018 - Right**  
97.5 mm x 430 mm



**SP2019**  
299.5 mm x 149 mm



- MAIN DOOR
- KITCHEN CABINET
- WARDROBE
- BATHROOM CABINET
- TV CABINET
- WALL FRAME



Marketed by :  
**SANKALP ENTERPRISES**  
[www.spellindia.in](http://www.spellindia.in)